



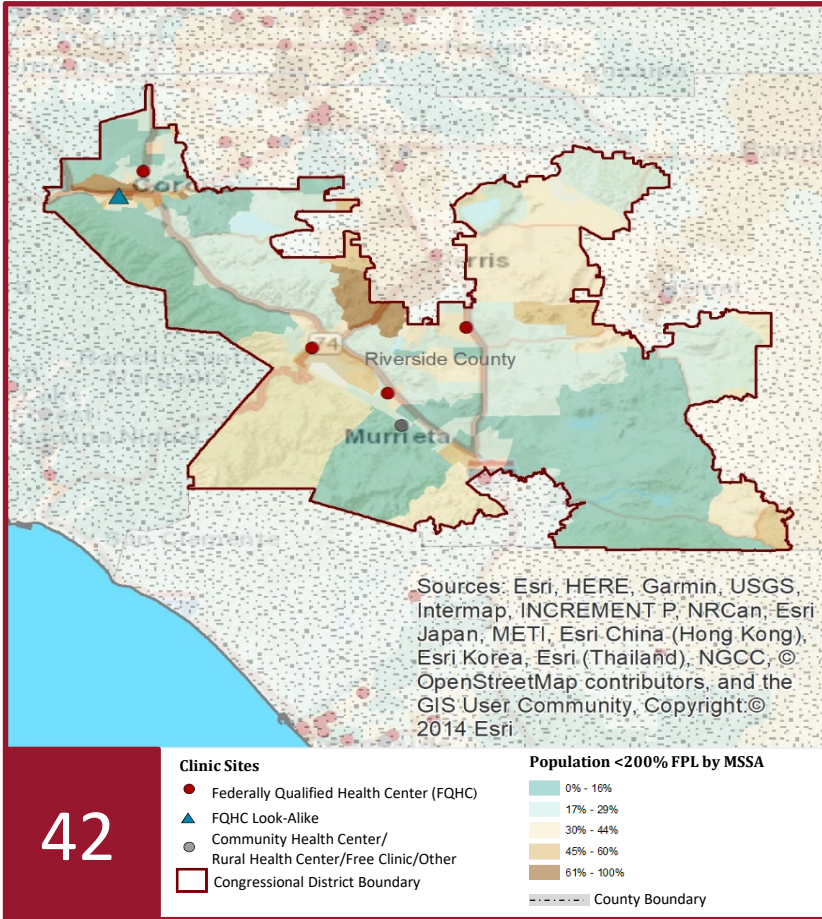
2021 Profile of Community Health Centers Congressional District 42

Representative Ken Calvert



The Clinics

Community Health Centers (CHCs) are nonprofit health care practices located in low income and medically underserved areas. CHCs share a common mission to serve everyone who walks through their doors, regardless of their ability to pay. The term CHC include Federally Qualified Health Centers (FQHC), FQHC Look-Alikes, Migrant Health Centers, Rural and Frontier Health Centers, and Free Clinics. CHCs are an essential segment of the safety net. In many California Counties, they provide a significant proportion of comprehensive primary care services to those who are publicly subsidized or uninsured.



Clinic Types

Total Number of CHCs	5
Federally Qualified Health Center Sites (FQHC)	4
FQHC Look-Alike Sites	1
Rural Health Center Sites (95-210 RHC)	0

Demographics

Patients	21,173	
Male	8,903	42%
Female	12,270	58%
19 Years & Under	6,849	32%
Encounters	87,470	

Poverty Level

Under 100%	14,405	68%
100 - 138%	2,704	13%
139 - 200%	1,047	5%
201 - 400%	437	2%
Over 400%	126	1%
Unknown	2,454	12%

Age

Less than 1 Year	381	2%
1 - 4 Years	1,228	6%
5 - 12 Years	3,206	15%
13 - 14 Years	581	3%
15 - 19 Years	1,453	7%
20 - 34 Years	4,495	21%
35 - 44 Years	3,710	18%
45 - 64 Years	5,053	24%
More than 65 Years	1,066	5%

Race

White	4,872	23%
Hispanic	10,758	51%
Black	678	3%
Native American	65	0%
Asian/Pacific Islander	1,061	5%
More than one Race	924	4%
Other/ Unknown	2,815	13%

Ethnicity

Hispanic	10,758	51%
Non-Hispanic	8,333	39%
Unknown	2,082	10%

Language

Primary Language Not English	25%
------------------------------	-----

2021 Profile of Community Health Centers Congressional District 42

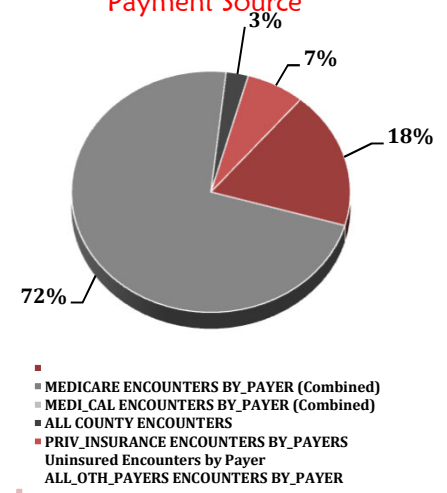
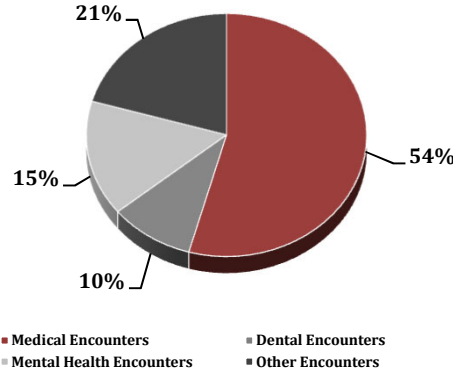
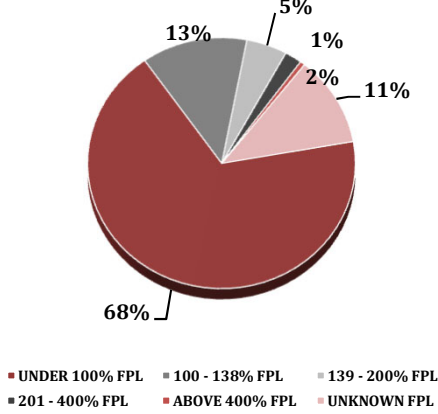
Representative Ken Calvert



Federal Poverty Level

Services

Payment Source



Services	Provider FTEs	Encounters
Medical*	17.7 58%	56,044 64%
Dental**	4.0 13%	10,086 12%
Mental Health***	6.6 21%	15,846 18%
Other****	2.5 8%	21,173 24%

% of CHCs providing other significant services

Vision Services	0%
Basic Lab Services	40%
Radiology Services	0%
Pharmacy Services	0%
Urgent Care Services	0%
Substance Abuse Services	20%
Women's Health Services	80%

*Physicians; Physician Assistants; Family Nurse Practitioners; Certified Nurse Midwives and Visiting Nurses.
 **Psychiatrists; Clinical Psychologists; Licensed Clinical Social Workers.
 ****Other providers billable to Medi-Cal.

Revenue and Utilization by Payment Source

Program	Patients**	Encounters
Medicare	1,902 9%	15,814 18%
Medi-Cal	15,019 71%	62,152 71%
Other Public	1 0%	1 0%
Private Insurance	632 3%	2,220 3%
Uninsured Services	3,525 17%	5,831 7%
Covered California	94 0%	335 0%
PACE	- 0%	- 0%
Other	- 0%	- 0%
BCCCP**	198 1%	359 0%
CHDP**	109 1%	322 0%
Family PACT**	234 1%	436 0%

Gross Patient Revenue (charged)	\$24,896,121
Net Patient Revenue (collected)	\$13,521,144

Other Operating Revenue	
Federal Funds	\$ 1,243,853
State Funds	\$ 369,561
County/Local Funds	\$ 16,410
Private	\$ 50,306
Donations/Contributions	\$ -
Other	\$ 494

TOTAL OPERATING REVENUE
\$15,201,768

**Patient counts for Episodic programs (BCCCP, CHDP, Family PACT and Other Episodic Programs) are duplicated. Episodic Programs include Breast Cancer Programs such as the Breast Cancer Early Detection Program (BCCCP) and the Breast and Cervical Cancer Control Program (BCCCP); CHDP = Child Health and Disability Prevention Program; Family PACT = Family Planning Access Care and Treatment Program and other payers covered by a grant.

Because of their philosophy and by necessity, CCHCs have been vigilant about controlling the cost of care, and the untoward effects of deferred or neglected care, by promoting a broad range of preventive health services specifically targeted to the particular needs of their communities and patient populations. The Federal Office of Management and Budget has found the Health Center Program to be one of the ten most effective federal programs and the most effective program under the federal Health and Human Services Agency. Despite enormous challenges, CCHCs have persisted in their mission to serve their local communities.

Profile created by Jeanita Harris, Sr. Data Analyst, CPCA. Data is based on 2019 OSHPD AUR.