



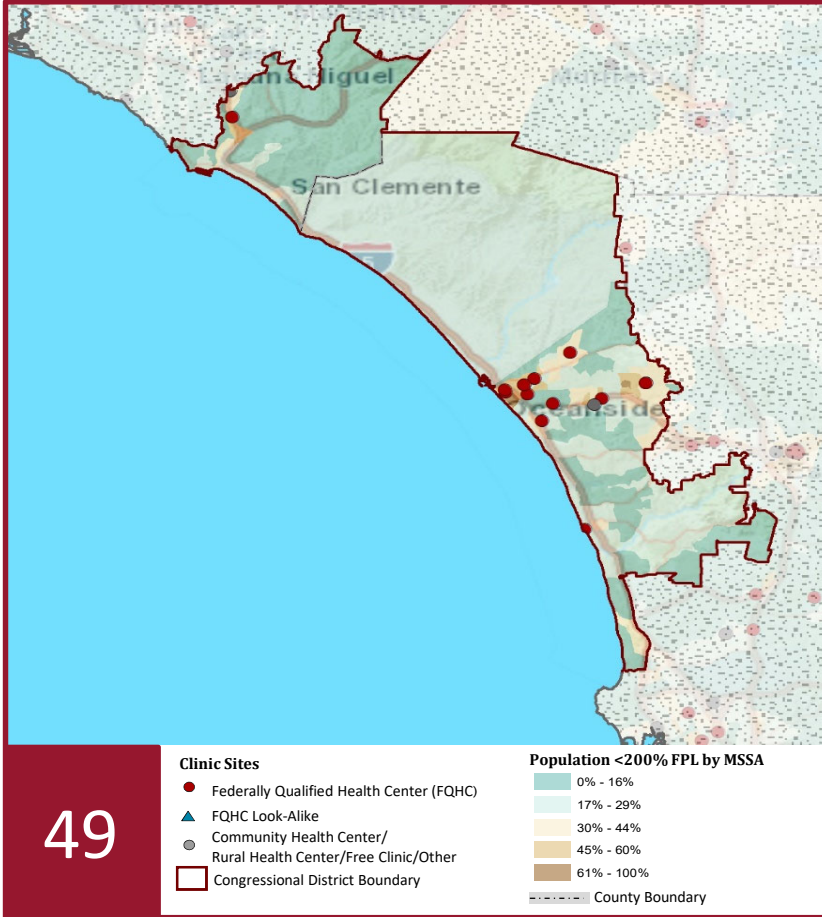
2021 Profile of Community Health Centers Congressional District 49

Representative Mike Levin



The Clinics

Community Health Centers (CHCs) are nonprofit health care practices located in low income and medically underserved areas. CHCs share a common mission to serve everyone who walks through their doors, regardless of their ability to pay. The term CHC include Federally Qualified Health Centers (FQHC), FQHC Look-Alikes, Migrant Health Centers, Rural and Frontier Health Centers, and Free Clinics. CHCs are an essential segment of the safety net. In many California Counties, they provide a significant proportion of comprehensive primary care services to those who are publicly subsidized or uninsured.



Clinic Types

Total Number of CHCs	18
Federally Qualified Health Center Sites (FQHC)	16
FQHC Look-Alike Sites	0
Rural Health Center Sites (95-210 RHC)	0

Demographics

Patients	141,794	
Male	53,440	38%
Female	88,354	62%
19 Years & Under	46,732	33%
Encounters	436,260	

Poverty Level

Under 100%	84,124	59%
100 - 138%	18,212	13%
139 - 200%	14,730	10%
201 - 400%	4,131	3%
Over 400%	1,651	1%
Unknown	18,946	13%

Age

Less than 1 Year	3,500	2%
1 - 4 Years	9,182	6%
5 - 12 Years	18,588	13%
13 - 14 Years	4,274	3%
15 - 19 Years	11,188	8%
20 - 34 Years	38,534	27%
35 - 44 Years	18,634	13%
45 - 64 Years	30,940	22%
More than 65 Years	6,954	5%

49

Race

White	30,031	21%
Hispanic	68,845	49%
Black	3,848	3%
Native American	591	0%
Asian/Pacific Islander	5,210	4%
More than one Race	5,009	4%
Other/ Unknown	28,260	20%

Ethnicity

Hispanic	68,845	49%
Non-Hispanic	64,397	45%
Unknown	8,552	6%

Language

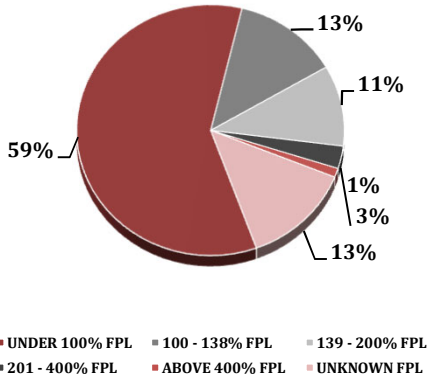
Primary Language Not English	31%
	100%

2021 Profile of Community Health Centers Congressional District 49

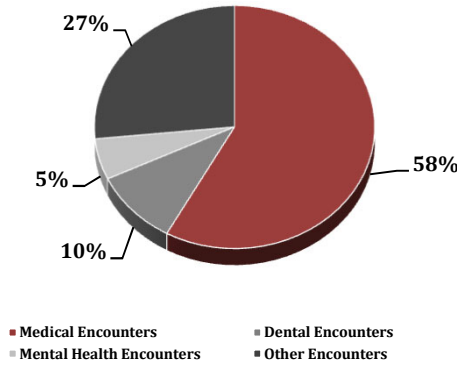
Representative Mike Levin



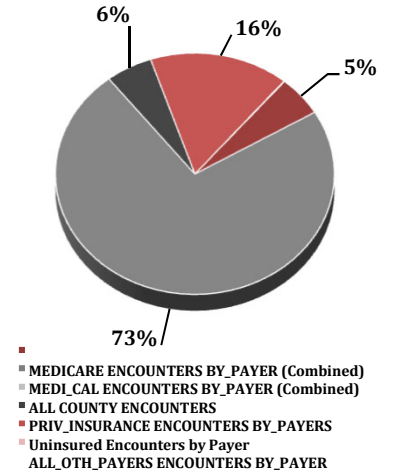
Federal Poverty Level



Services



Payment Source



Services	Provider FTEs	Encounters
Medical*	91.3 55%	309,688 71%
Dental**	25.1 15%	53,138 12%
Mental Health***	21.7 13%	29,187 7%
Other****	27.6 17%	141,794 33%

% of CHCs providing other significant services

Vision Services	11%
Basic Lab Services	33%
Radiology Services	6%
Pharmacy Services	22%
Urgent Care Services	11%
Substance Abuse Services	6%
Women's Health Services	56%

*Physicians; Physician Assistants; Family Nurse Practitioners; Certified Nurse Midwives and Visiting Nurses.
 **Psychiatrists; Clinical Psychologists; Licensed Clinical Social Workers.
 ****Other providers billable to Medi-Cal.

Revenue and Utilization by Payment Source

Program	Patients**	Encounters
Medicare	5,245 4%	21,720 5%
Medi-Cal	84,280 59%	295,864 68%
Other Public	- 0%	59 0%
Private Insurance	8,291 6%	21,950 5%
Uninsured Services	41,583 29%	65,649 15%
Covered California	2,300 2%	6,266 1%
PACE	- 0%	- 0%
Other	95 0%	311 0%
BCCCP**	3,523 2%	5,413 1%
CHDP**	2,344 2%	3,288 1%
Family PACT**	9,096 6%	15,740 4%

Gross Patient Revenue (charged)
\$123,598,171
 Net Patient Revenue (collected)
\$76,984,347

Other Operating Revenue	
Federal Funds	\$ 15,706,676
State Funds	\$ 1,015,620
County/Local Funds	\$ 3,049,672
Private	\$ 2,581,707
Donations/Contributions	\$ 625,568
Other	\$ 2,088,241

TOTAL OPERATING REVENUE
\$102,051,831

**Patient counts for Episodic programs (BCCCP, CHDP, Family PACT and Other Episodic Programs) are duplicated. Episodic Programs include Breast Cancer Programs such as the Breast Cancer Early Detection Program (BCCCP) and the Breast and Cervical Cancer Control Program (BCCCP); CHDP = Child Health and Disability Prevention Program; Family PACT = Family Planning Access Care and Treatment Program and other payers covered by a grant.

Because of their philosophy and by necessity, CCHCs have been vigilant about controlling the cost of care, and the untoward effects of deferred or neglected care, by promoting a broad range of preventive health services specifically targeted to the particular needs of their communities and patient populations. The Federal Office of Management and Budget has found the Health Center Program to be one of the ten most effective federal programs and the most effective program under the federal Health and Human Services Agency. Despite enormous challenges, CCHCs have persisted in their mission to serve their local communities.

Profile created by Jeanita Harris, Sr. Data Analyst, CPCA. Data is based on 2019 OSHPD AUR.