



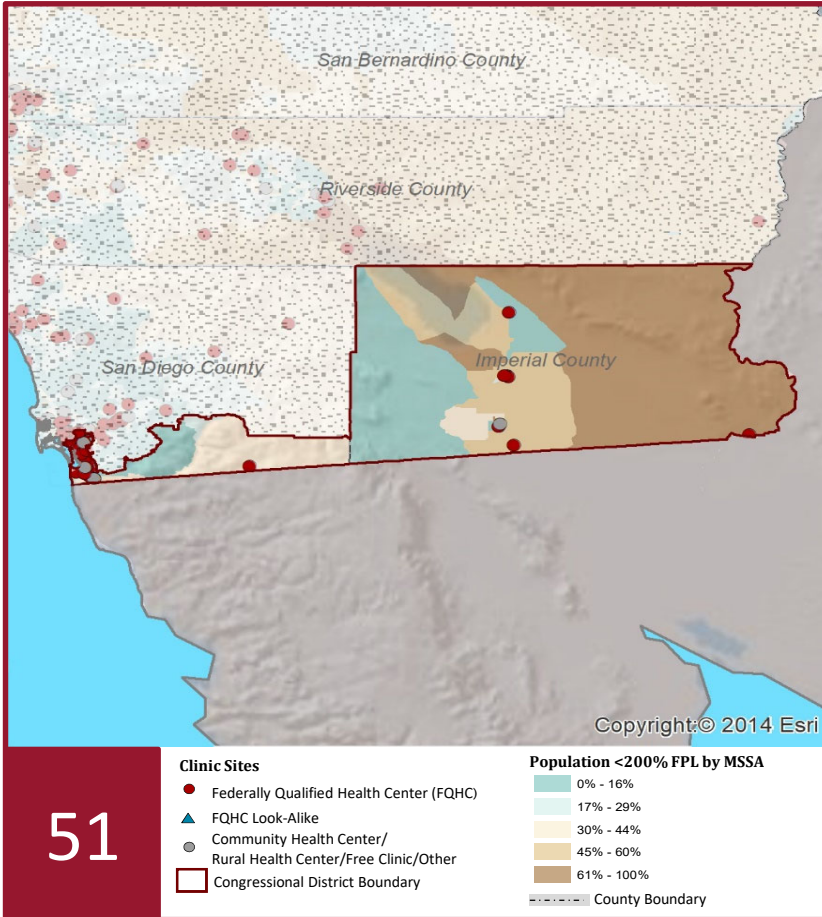
2021 Profile of Community Health Centers Congressional District 51

Representative Juan Vargas



The Clinics

Community Health Centers (CHCs) are nonprofit health care practices located in low income and medically underserved areas. CHCs share a common mission to serve everyone who walks through their doors, regardless of their ability to pay. The term CHC include Federally Qualified Health Centers (FQHC), FQHC Look-Alikes, Migrant Health Centers, Rural and Frontier Health Centers, and Free Clinics. CHCs are an essential segment of the safety net. In many California Counties, they provide a significant proportion of comprehensive primary care services to those who are publicly subsidized or uninsured.



Clinic Types

Total Number of CHCs	53
Federally Qualified Health Center Sites (FQHC)	47
FQHC Look-Alike Sites	0
Rural Health Center Sites (95-210 RHC)	0

Demographics

Patients	357,962	
Male	135,533	38%
Female	222,429	62%
19 Years & Under	111,153	31%
Encounters	1,244,301	

Poverty Level

Under 100%	244,503	68%
100 - 138%	37,237	10%
139 - 200%	24,791	7%
201 - 400%	8,006	2%
Over 400%	2,736	1%
Unknown	40,689	11%

Age

Less than 1 Year	8,182	2%
1 - 4 Years	23,769	7%
5 - 12 Years	42,379	12%
13 - 14 Years	9,364	3%
15 - 19 Years	27,459	8%
20 - 34 Years	92,198	26%
35 - 44 Years	41,387	12%
45 - 64 Years	80,596	23%
More than 65 Years	32,628	9%

Race

White	193,529	54%
Black	22,727	6%
Native American	1,354	0%
Asian/Pacific Islander	20,527	6%
More than one Race	8,821	2%
Other/ Unknown	111,004	31%

Ethnicity

Hispanic	230,581	64%
Non-Hispanic	107,040	30%
Unknown	20,341	6%

Language

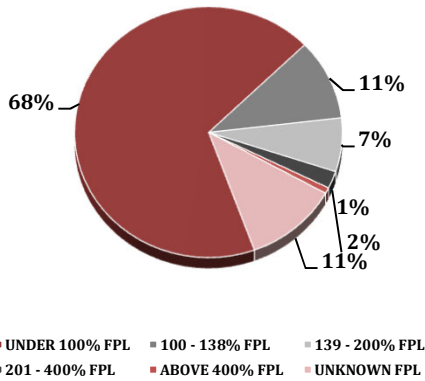
Primary Language Not English	40%
------------------------------	-----

2021 Profile of Community Health Centers Congressional District 51

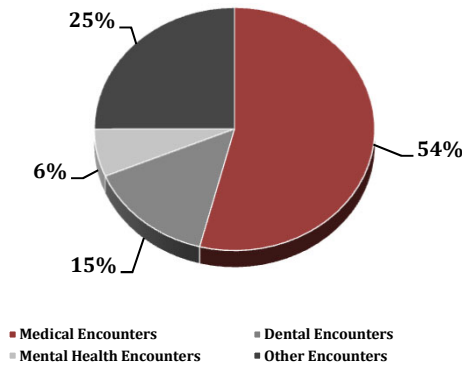
Representative Juan Vargas



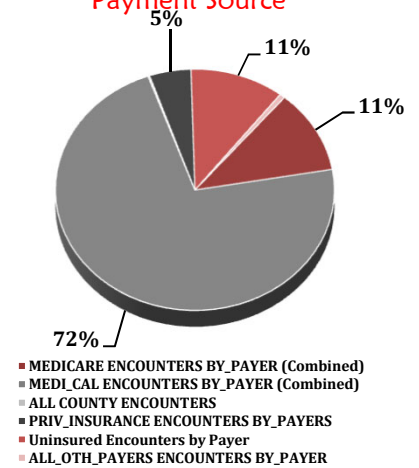
Federal Poverty Level



Services



Payment Source



Services	Provider FTEs	Encounters
Medical*	261.8 53%	772,425 62%
Dental**	58.7 12%	209,471 17%
Mental Health***	68.6 14%	90,558 7%
Other****	108.9 22%	357,962 29%

% of CHCs providing other significant services

Vision Services	28%
Basic Lab Services	75%
Radiology Services	32%
Pharmacy Services	28%
Urgent Care Services	8%
Substance Abuse Services	25%
Women's Health Services	58%

*Physicians; Physician Assistants; Family Nurse Practitioners; Certified Nurse Midwives and Visiting Nurses.
 **Psychiatrists; Clinical Psychologists; Licensed Clinical Social Workers.
 ****Other providers billable to Medi-Cal.

Revenue and Utilization by Payment Source

Program	Patients**	Encounters
Medicare	27,501 8%	125,840 10%
Medi-Cal	223,333 62%	815,557 66%
Other Public	11 0%	2,075 0%
Private Insurance	15,312 4%	54,479 4%
Uninsured Services	83,576 23%	123,345 10%
Covered California	5,014 1%	19,681 2%
PACE	451 0%	- 0%
Other	2,764 1%	7,162 1%
BCCCP**	4,194 1%	6,859 1%
CHDP**	10,857 3%	25,997 2%
Family PACT**	16,958 5%	36,162 3%

Gross Patient Revenue (charged)	\$447,936,050
Net Patient Revenue (collected)	\$290,677,375

Other Operating Revenue	
Federal Funds	\$ 44,681,878
State Funds	\$ 423,795
County/Local Funds	\$ 4,474,126
Private	\$ 7,042,828
Donations/Contributions	\$ 462,133
Other	\$ 15,656,955

TOTAL OPERATING REVENUE
\$363,419,090

**Patient counts for Episodic programs (BCCCP, CHDP, Family PACT and Other Episodic Programs) are duplicated. Episodic Programs include Breast Cancer Programs such as the Breast Cancer Early Detection Program (BCCCP) and the Breast and Cervical Cancer Control Program (BCCCP); CHDP = Child Health and Disability Prevention Program; Family PACT = Family Planning Access Care and Treatment Program and other payers covered by a grant.

Because of their philosophy and by necessity, CCHCs have been vigilant about controlling the cost of care, and the untoward effects of deferred or neglected care, by promoting a broad range of preventive health services specifically targeted to the particular needs of their communities and patient populations. The Federal Office of Management and Budget has found the Health Center Program to be one of the ten most effective federal programs and the most effective program under the federal Health and Human Services Agency. Despite enormous challenges, CCHCs have persisted in their mission to serve their local communities.

Profile created by Jeanita Harris, Sr. Data Analyst, CPCA. Data is based on 2019 OSHPD AUR.