



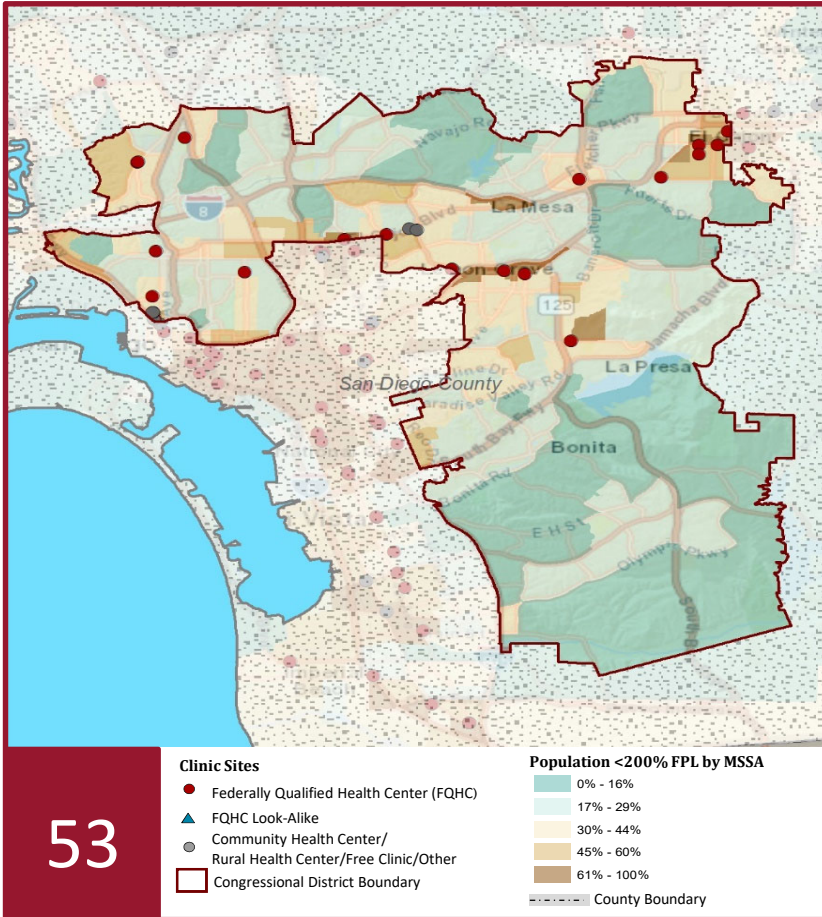
2021 Profile of Community Health Centers Congressional District 53

Representative Sara Jacobs



The Clinics

Community Health Centers (CHCs) are nonprofit health care practices located in low income and medically underserved areas. CHCs share a common mission to serve everyone who walks through their doors, regardless of their ability to pay. The term CHC include Federally Qualified Health Centers (FQHC), FQHC Look-Alikes, Migrant Health Centers, Rural and Frontier Health Centers, and Free Clinics. CHCs are an essential segment of the safety net. In many California Counties, they provide a significant proportion of comprehensive primary care services to those who are publicly subsidized or uninsured.



Clinic Types

Total Number of CHCs	23
Federally Qualified Health Center Sites (FQHC)	17
FQHC Look-Alike Sites	0
Rural Health Center Sites (95-210 RHC)	0

Demographics

Patients	252,481	
Male	99,286	39%
Female	153,195	61%
19 Years & Under	69,016	27%
Encounters	1,005,418	

Poverty Level

Under 100%	138,041	55%
100 - 138%	24,480	10%
139 - 200%	17,265	7%
201 - 400%	5,229	2%
Over 400%	3,893	2%
Unknown	63,573	25%

Age

Less than 1 Year	4,625	2%
1 - 4 Years	15,038	6%
5 - 12 Years	26,679	11%
13 - 14 Years	6,235	2%
15 - 19 Years	16,439	7%
20 - 34 Years	67,762	27%
35 - 44 Years	37,135	15%
45 - 64 Years	59,964	24%
More than 65 Years	18,604	7%

Race

White	44,142	17%
Hispanic	94,351	37%
Black	18,258	7%
Native American	2,825	1%
Asian/Pacific Islander	16,804	7%
More than one Race	5,566	2%
Other/ Unknown	70,535	28%

Ethnicity

Hispanic	94,351	37%
Non-Hispanic	106,549	42%
Unknown	51,581	20%

Language

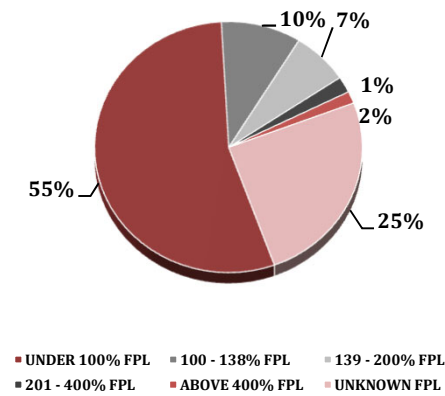
Primary Language Not English	35%
------------------------------	-----

2021 Profile of Community Health Centers Congressional District 53

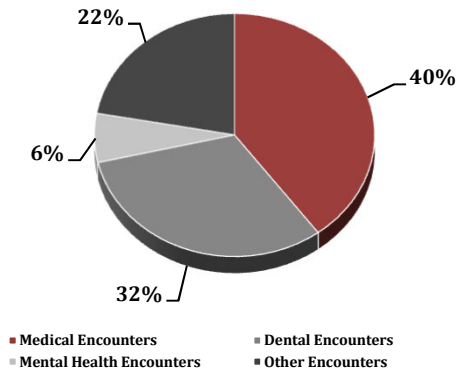
Representative Sara Jacobs



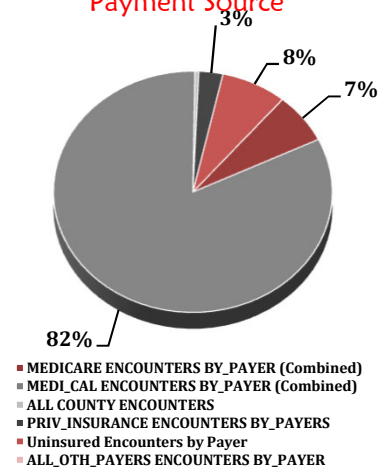
Federal Poverty Level



Services



Payment Source



Services	Provider FTEs	Encounters
Medical*	148.4 46%	454,255 45%
Dental**	29.3 9%	359,273 36%
Mental Health***	62.1 19%	74,209 7%
Other****	80.8 25%	252,481 25%

% of CHCs providing other significant services

Vision Services	26%
Basic Lab Services	83%
Radiology Services	9%
Pharmacy Services	35%
Urgent Care Services	9%
Substance Abuse Services	39%
Women's Health Services	74%

*Physicians; Physician Assistants; Family Nurse Practitioners; Certified Nurse Midwives and Visiting Nurses.
 **Psychiatrists; Clinical Psychologists; Licensed Clinical Social Workers.
 ****Other providers billable to Medi-Cal.

Revenue and Utilization by Payment Source

Program	Patients**	Encounters
Medicare	12,661 5%	63,315 6%
Medi-Cal	184,231 73%	775,423 77%
Other Public	14 0%	4,301 0%
Private Insurance	9,326 4%	26,230 3%
Uninsured Services	42,719 17%	71,779 7%
Covered California	2,966 1%	10,130 1%
PACE	447 0%	- 0%
Other	117 0%	126 0%
BCCCP**	1,829 1%	2,813 0%
CHDP**	743 0%	1,665 0%
Family PACT**	8,596 3%	21,329 2%

Gross Patient Revenue (charged)
\$354,527,565
 Net Patient Revenue (collected)
\$249,487,073

Other Operating Revenue	
Federal Funds	\$ 17,511,107
State Funds	\$ 875,854
County/Local Funds	\$ 7,749,525
Private	\$ 2,995,472
Donations/Contributions	\$ 149,093
Other	\$ 21,993,694

TOTAL OPERATING REVENUE
\$300,761,818

**Patient counts for Episodic programs (BCCCP, CHDP, Family PACT and Other Episodic Programs) are duplicated. Episodic Programs include Breast Cancer Programs such as the Breast Cancer Early Detection Program (BCCCP) and the Breast and Cervical Cancer Control Program (BCCCP); CHDP = Child Health and Disability Prevention Program; Family PACT = Family Planning Access Care and Treatment Program and other payers covered by a grant.

Because of their philosophy and by necessity, CCHCs have been vigilant about controlling the cost of care, and the untoward effects of deferred or neglected care, by promoting a broad range of preventive health services specifically targeted to the particular needs of their communities and patient populations. The Federal Office of Management and Budget has found the Health Center Program to be one of the ten most effective federal programs and the most effective program under the federal Health and Human Services Agency. Despite enormous challenges, CCHCs have persisted in their mission to serve their local communities.

Profile created by Jeanita Harris, Sr. Data Analyst, CPCA. Data is based on 2019 OSHPD AUR.