

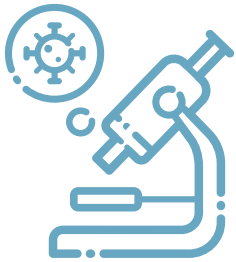
# COMMUNITY HEALTH CENTERS

## COVID-19 Impact

California's Community Health Centers (CHCs) are currently providing care to more than 7.4 million Californians, many of whom are essential workers. CHCs play a pivotal role in ensuring those impacted most by the COVID19 pandemic have access to needed care and are prioritized in receiving vaccinations

**As of February 11, 2022**

### CHC TESTING




**2.35MIL+**<sup>(1)</sup>

TOTAL NUMBER OF TESTS ADMINISTERED




**345,951**<sup>(1)</sup>

TESTED POSITIVE FOR COVID-19



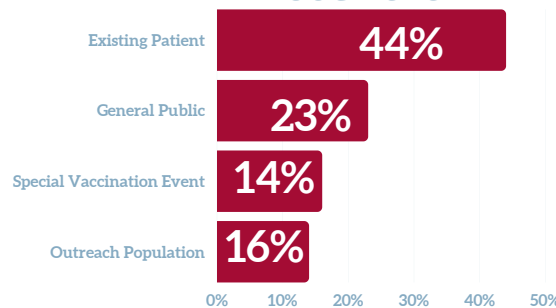
### COVID-19 TEST KIT DISTRIBUTION



**773,049**

TOTAL NUMBER OF TEST KITS DISTRIBUTED THROUGH THE HRSA COVID-19 TESTING SUPPLY PROGRAM SINCE DEC.2021

#### TEST KIT DISTRIBUTION METHOD THROUGH CHC



**53%**

HEALTH CENTERS THAT DISTRIBUTED TEST KITS RECEIVED THROUGH THE HRSA COVID-19 TESTING SUPPLY PROGRAM

### EQUITABLE RESPONSE

**85%**<sup>(1)</sup>

TESTED POSITIVE - IDENTIFIED AS RACIAL OR ETHNIC MINORITY GROUPS <sup>(3)</sup>



**80%**<sup>(1)</sup>

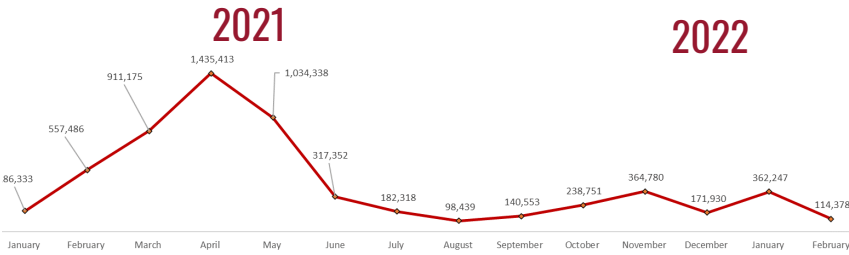
TEST ADMINISTERED - IDENTIFIED AS RACIAL OR ETHNIC MINORITY GROUPS <sup>(3)</sup>

# COMMUNITY HEALTH CENTERS COVID-19 VACCINATION

## IMMUNIZATION

# 6+ MIL <sup>(1)</sup>

TOTAL NUMBER OF VACCINES ADMINISTERED

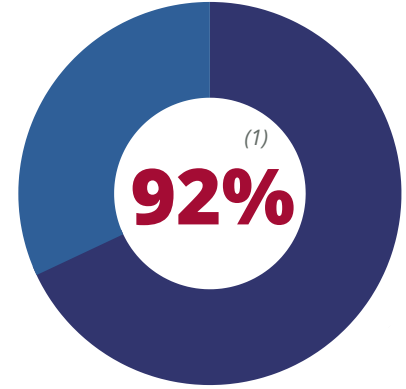


VACCINES ADMINISTERED-  
IDENTIFIED AS RACIAL OR  
ETHNIC GROUPS <sup>(3)</sup>

# 739K <sup>(1)</sup>



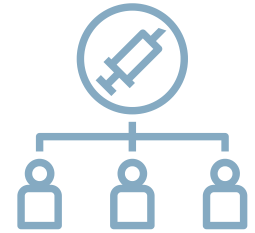
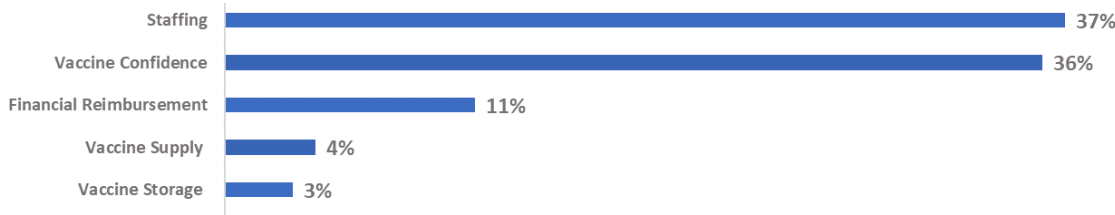
TOTAL NUMBER OF BOOSTER  
SHOTS ADMINISTERED



NUMBER OF VACCINES ADMINISTERED WEEKLY <sup>(1)</sup>

## VACCINE DISTRIBUTION

CHALLENGES DEPLOYING COVID-19 VACCINES <sup>(1)</sup>



# 74% <sup>(2)</sup>

ADDITIONAL CHALLENGE: TRANSPORTATION  
OF VACCINES DUE TO DOCUMENTATION AND  
TEMPERATURE CONTROL

CHC REQUESTED AND RECEIVED  
VACCINES FROM THE STATE

## CHC OPERATIONS



# 33% <sup>(1)</sup>

VISITS CONDUCTED  
VIRTUALLY

# 1% <sup>(4)</sup>

VISITS CONDUCTED  
VIRTUALLY PRE-COVID



# 76% <sup>(2)</sup>

ENGAGED IN VACCINE  
EDUCATION/ADVOCACY

Data Source: CHC : Federally Qualified Health Centers (FQHCs) (n=180) and FQHC Look-Alike Clinics (n=27). (1) HRSA Weekly Survey; surveyed 77% (160/207) of CHCs ; (2) California Primary Care Vaccination Distribution Survey.; surveyed 53% (109/207) of CHCs (3) Racial or ethnic minority groups: Black, Asian, Pacific Islander, Indigenous and LatinX persons (4) UDS 2019