

## Health Center Partners Member Health Centers



**155.7**

Dentist & Hygienist FTEs

**16**

member health centers that provide comprehensive oral health services




## Dental Sites

**64 Sites in 5 Counties**



Source: California Health and Human Services Agency, 2021 Office of Statewide Health Planning and Development (OSHPD). OSHPD data for 13/17 member health centers. Three member health centers that do not report under OSHPD reported their data directly to HCP.

## Scope of Oral Health Services



**272,922**

Dental Visits in 2021

## Services


- Care Coordination
- Oral Health Education
- Exams
- Orthodontics
- Major Restorative Treatment (Crowns, Root Canals)
- Preventive (Cleanings, Sealants)
- Minor Restorative Treatment (Fillings)
- School-Based
- Mobile Dental
- Sedation

## First 5 San Diego-Oral Health Initiative (OHI)

Health Quality Partners serves as the Countywide Coordinator

### Target Population





Children 0-5 Years Old



Medical-Dental Integration



### Fiscal Year 2020-21

Dental Screenings		7,254
Dental Exams		9,321
Began Dental Treatment		8,447
Oral Health Education		2,640



Care Coordination

Treatment Fund